





| TECHNICAL CARACTERISTICS | |
|--------------------------|--------------|
| REFERENCE | VENTO |
| COMPOSITION | 70%PES-30%LI |
| WIDTH | 300 CM |
| WEIGHT | 223 Gr/m2 |

| WASHING INSTRUCTIONS | | | |
|---|---|---|--|
|  |  |  |  |